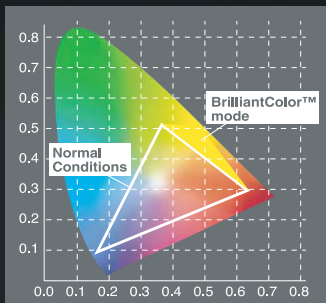




Praised power of expression

Bundled with BrilliantColor™ technology, to further enhance color reproduction.

BrilliantColor™ technology, the ideal choice for radiant images, soft and natural in feel. At Mitsubishi, we've gone the extra mile to develop an original color wheel with Y (yellow) parts, striking a brilliant balance between brightness and color. Mobilizing BrilliantColor™ technology, the unit is further mounted with the Color Enhancer function – the Mitsubishi Electric original visual display mode. For optimal display quality, choose between five distinctive visual modes (“Auto,” “Presentation,” “Standard,” “Theater” and “sRGB”), preset to match the brightness and color of specific scenes. It is also possible to put the unit in the User Mode, deftly engineered for independent Gamma Mode and BrilliantColor™ settings to fit your own personal tastes.



Color Reproducibility Graph



XGA

XD2000U/XD1000U

Fine-detail gradation reproduction

- Newly developed DLP™ data processor (DDP3020)
- High-speed LVDS (low-voltage differential signal) driven
- 10-bit I/P conversion circuit to eliminate pesky jaggies
- DarkChip3™, for high resolution of 1024×768

Lavish functions to fully savor the job


- Motor-driven Lens Shift* & High Contrast 2000:1
*This motor-driven function adjusts the picture in 4 directions (up/down/left/right), without as much as budging the projector itself.
- LAN Control Utility Software
Connecting your own PC to a LAN is the key to wired operation and monitoring (ProjectorView™) control over several different projectors.
- Wireless LAN Box
With our wireless LAN box (WL20, sold separately), your PC fires off images withno wired connection.



XD2000U/XD1000U

PORTABLE XGA PROJECTOR

Input and Output Terminals



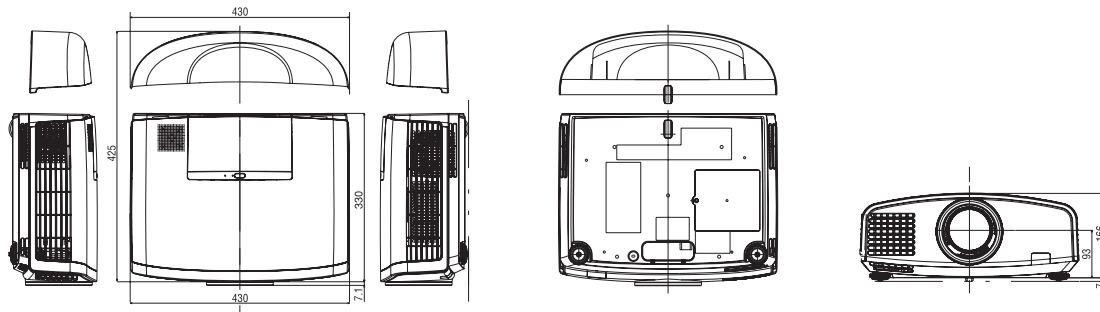
- 1 LAN terminal
- 2 COMPUTER / COMPONENT VIDEO DVI-D (HDCP) terminal (DVI-D 24-pin)
- 3 COMPUTER / COMPONENT VIDEO IN-2 terminal (R/P_R, G/Y, B/P_B, H/HV, V) (BNC)
- 4 COMPUTER / COMPONENT VIDEO IN-1 terminal (Mini D-SUB 15-pin)
- 5 AUDIO IN-1 terminal (Mini jack)
- 6 Power terminal for wireless LAN unit (DC OUT 5V 1.5A MAX)
- 7 Kensington Security Lock Standard connector
- 8 Main power switch O : Off I : ON
- 9 Power jack
- 10 USB terminal
- 11 SERIAL terminal (D-SUB 9-pin)
- 12 REMOTE IN / OUT jack
- 13 MONITOR OUT terminal (Mini D-SUB 15-pin)
- 14 AUDIO OUT terminal (Mini jack)
- 15 AUDIO IN-2 terminal (Mini jack)
- 16 VIDEO IN and AUDIO IN terminals

Specifications

Mode	XD2000U	XD1000U
Display technology	0.7" 1-Chip DMD, 12deg. LVDS, DarkChip3™ with DDP3020	
Resolution	1024 × 768 (Total 786,432 pixels), 600 Video lines	
Brightness	3500 lm	3000 lm
Contrast ratio	2000:1 (on/off)	
Zoom / focus	Motorized Focus & Zoom Lens	
Picture size	40"~300" (100"=3.5m)	
Source lamp	240W (Shut Off Time 5000Hrs) with Low Mode, 300W (Shut Off Time 2000Hrs)	
Computer compatibility	640 × 480 - 1280 × 1024, True:1024 × 768, Sync on Green available	
Video compatibility	NTSC / NTSC 4.43 / PAL (including PAL-M, N) / SECAM / PAL-60 Component Video ; 480i / p (525i / p), 576i / p (625i / p), 720p (750p 50 / 60Hz), 1080i (1125i 60Hz), 1080i (1125i 50Hz), 1080i (1250i 50Hz) SCART (RGB + 1V sync)	
Input terminals	RGB ; mini D-sub 15pin × 1, 5 BNC × 1, DVI-D (with HDCP) × 1 Audio ; Stereo mini jack (ø3.5mm) × 2 Video ; RCA × 1 or BNC × 1, S-VIDEO × 1 or BNC (Y, C) × 1 Audio ; RCA (L, R) × 2	
Output terminals	RGB ; mini D-sub 15pin × 1 Audio ; Stereo mini jack (ø3.5mm) × 1, DC power (5V)	
Communication terminals	LAN (RJ-45) × 1 (Projector control), RS-232C ; D-sub 9pin × 1 Mouse ; USB × 1, Wired remote in / out	
Audio speaker	3 W Mono	
Dimensions (W*H*D)	430*166*330 mm (without foot and terminal-cover)	
Weight	8.5 kg / 18.8 lbs (without terminal-cover)	
Power supply	AC100-240V±10%, 50 / 60Hz	
Fan noise	27dBA (Lamp Low Mode)	

*All brand names and product names are trademarks, registered trademarks or trade names of their respective holders.
*DLP (Digital Light Processing), BrilliantColor, DarkChip3 are trademarks of Texas Instruments.

Dimensions

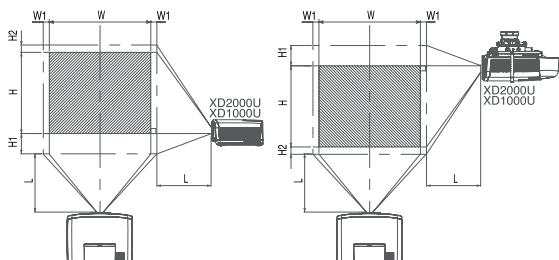


Screen size and Projection distance

Refer to the following table to determine the screen size.

Front projection

Front projection, ceiling mounting



When the aspect ratio of the screen is 4:3

4:3 Diagonal Size	Screen size				Projected distance (L)				Lens movable range						
	Width (W)		Height (H)		Max		Min.		(H1)		(H2)		width (W1)		
inch	cm	inch	cm	inch	cm	inch	m	inch	m	inch	cm	inch	cm	inch	cm
40	102	32	81	24	61	74	1.9	54	1.4	12	30	2	6	3	8
60	152	48	122	36	91	112	2.8	82	2.1	18	46	3	9	5	12
80	203	64	163	48	122	150	3.8	110	2.8	24	61	4	11	6	16
100	254	80	203	60	152	189	4.8	138	3.5	30	76	6	14	8	20
150	381	120	305	90	229	284	7.2	208	5.3	45	114	8	21	12	30
200	508	160	406	120	305	380	9.7	279	7.1	60	152	11	28	16	41
250	635	200	508	150	381	476	12.1	349	8.9	75	191	14	36	20	51
300	762	240	610	180	457	571	14.5	419	10.6	90	229	17	43	24	61

The above figures are approximate and may be slightly different from the actual measurements.
The lens movable range shows distances from the factory default position.

MITSUBISHI ELECTRIC EUROPE (BENELUX Office)

Nijverheidsweg 23A, 3641 RP Mijdrecht - The Netherlands

Tel: +31 (0)297-282461 Fax: +31 (0)297-283936 - www.MitsubishiElectric.nl